

SMASHY

USERMANUAL



INDEX

2.....	<i>Why was SMASHY made?</i>
3.....	<i>What is SMASHY?</i>
4	<i>How to play with SMAHSY?</i>
5.....	<i>App description</i>
6.....	<i>Gamerules</i>
7-9.....	<i>Assembly Instructions</i>
10.....	<i>Contact</i>


Why was SMASHY made?

Pedestrian safety has become a crucial issue these days since roads are shared by vehicles and pedestrians. Sadly, 1.19 million people die in road traffic accidents every year worldwide. That is why, Stempe Safety decided to tackle this issue by improving public equipment near intersections using gamification. SMASHY provides a fun and active way to discourage jaywalking. The module includes a button-smashing game on one side and a screen displaying useful information on the other. While the pedestrian light is red, the buttons light up, allowing the player to smash them as quickly as possible until the light turns green and the game ends.

WHAT IS SMASHY?

SMASHY is a simple game that you can play at the pedestrians crossing during a red light. As soon as the traffic light turns green, the game stops automatically. There are 10 buzzers on SMASHY that you have to hit as quickly as possible to win or even beat a **HIGH SCORE**. *For game rules, see page 6!*

SMASHY



WHERE?

Attached to traffic lights with enough space to play

FOR WHOM?

For all pedestrians waiting at the red light and also for people passing by

HOW?

Simply smash the buttons and be quick enough to level up

FOR WHAT?

SAFETY AND FUN!

HOW TO PLAY WITH SMASHY?

1



INSTALL OUR APP

Scan the QR code you can see on SMASHY and download the 'SMASHY' app.

2



CONNECT THE PHONE

Connect your phone to SMASHY app via NFC. To do this, hold your mobile phone close to the NFC reader as soon as it is displayed.

3



WAIT FOR THE COUNTDOWN

GREEN-YELLOW-RED. As soon as the light turns red, the game can start.

4



START PLAYING

Good luck with the game, be quick, so that you can beat the high score.




APP DESCRIPTION



At the beginning you have to enter your name which should appear in the highscore ranking..



Hold your cell phone up to the NFC reader attached to the module.



View your own highscore and also the highscore of this module.

GAMER RULES

6

GOAL

The challenge is to hit all the buttons in the specified time. If you are too slow for the button that lights up, you lost. When you have won you will reach a higher level.

LEVEL

The difficulty changes depending on your level on your mobile phone. The higher your level, the faster you have to be in the game. You can see your current level in the app.

START

The game starts when you press the first button. Once you hit it, the next button lights up right away, indicating it's your turn to press it. This sequence continues, with each new button lighting up as soon as the previous one is activated.

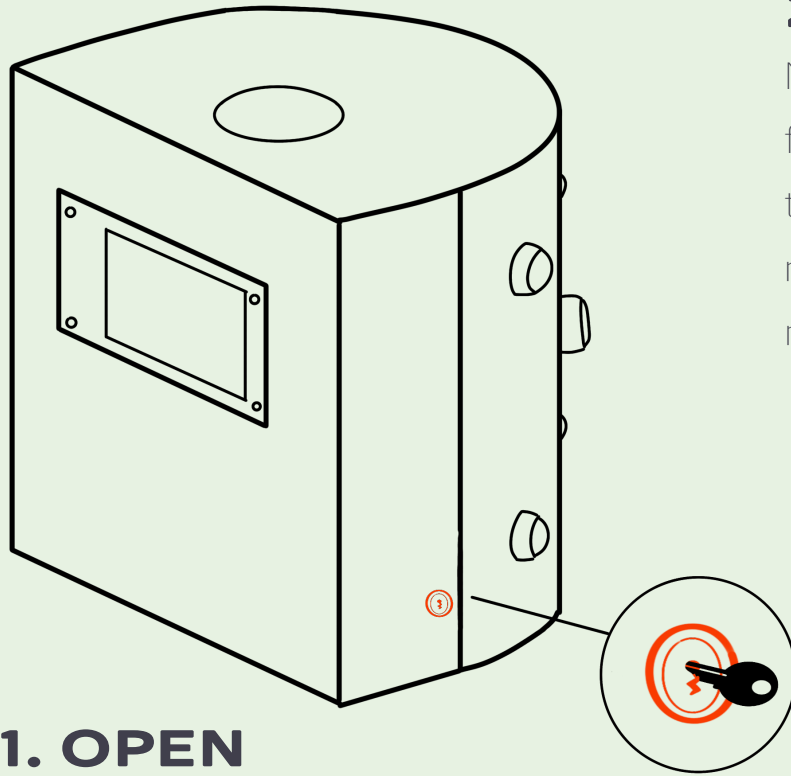
WITHOUT APP

Without the app you can just start playing, it's always the same speed and no time limit, when the traffic light turns green the game stops automatically.
Have fun and be safe!

SMASHY

ASSEMBLY INSTRUCTIONS

1

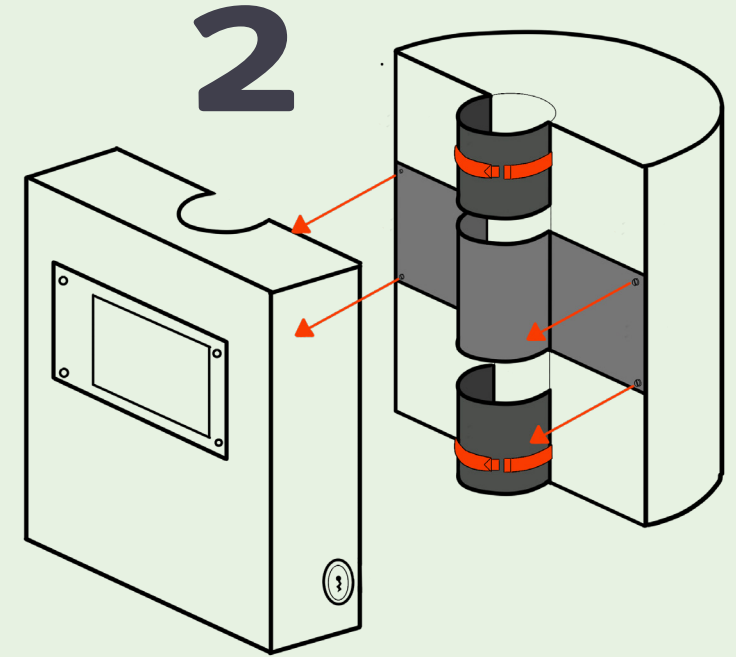


1. OPEN

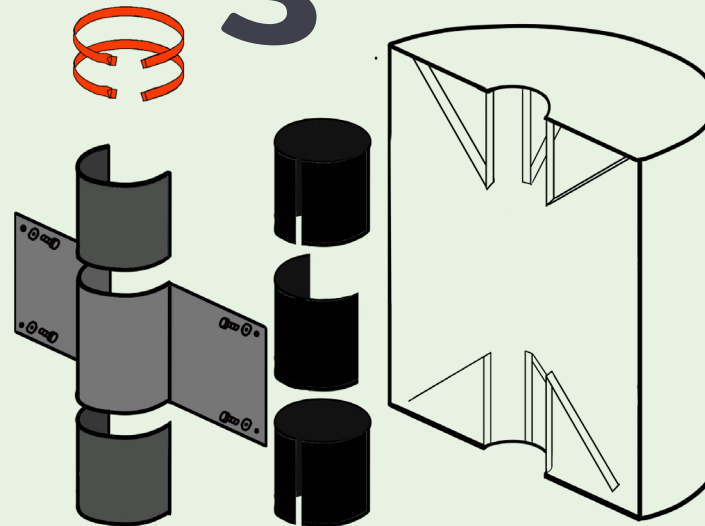
Open the module using the enclosed key. To do this, insert the key into the keyhole and turn it counterclockwise. Open it carefully.

2. SCREWS

Now remove the 4 screws from the module and open the two straps marked in red to be able to remove the module from the pole.



3



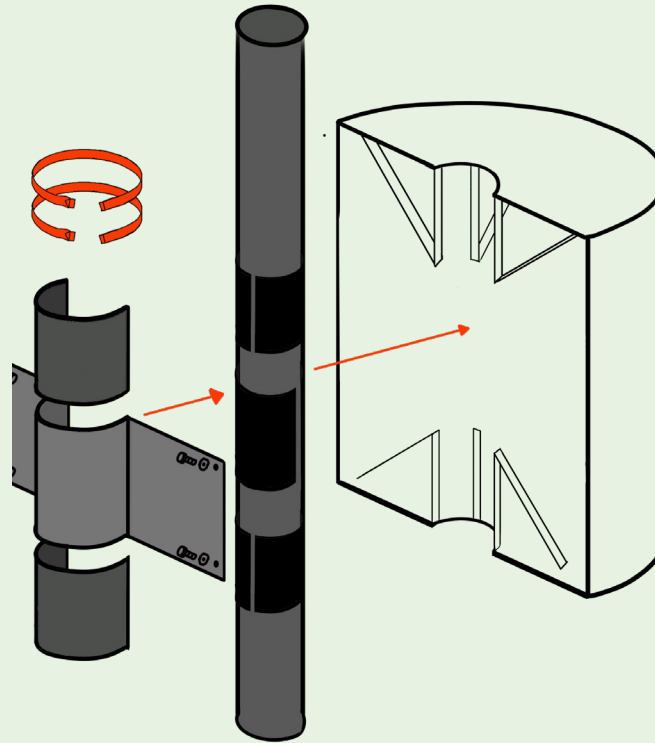
3. RUBBER STRIPS

Now remove the 3 rubber strips from the traffic light pole. You are now ready to attach the module to a new pole.

4

4. POLE

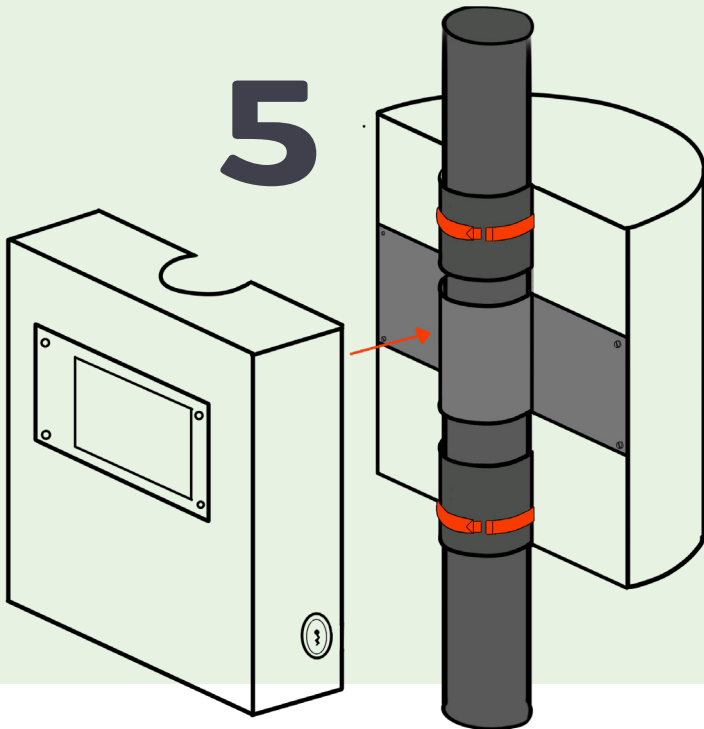
Place the rubber strips on the desired bar at the correct height. Secure the straps between the module and the bar.



5

5. CLOSE


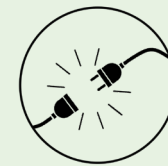
Close the module with the key and make sure that it is securely closed.



6

6. OPEN

Don't forget to wire SMASHY correctly and supply it with power. Ready, you're ready to play.



CONTACT

contact@sempe-safety.com

+351 34526711

www.smashy.com