

SMASHY

USER MANUAL

INDEX

2.....	<i>Why was SMASHY made?</i>
3.....	<i>What is SMASHY?</i>
4	<i>How to play with SMASHY?</i>
5.....	<i>App description</i>
6.....	<i>Game rules</i>
7-9.....	<i>Assembly Instructions</i>
10.....	<i>Contact</i>


Why was SMASHY made?

Pedestrian safety has become a crucial issue these days since roads are shared by vehicles and pedestrians. Sadly, 1.19 million people die in road traffic accidents every year worldwide. That is why, Stempe Safety decided to tackle this issue by improving public equipment near intersections using gamification. SMASHY provides a fun and active way to discourage jaywalking. The module includes a button-smashing game on one side and a screen displaying useful information on the other. While the pedestrian light is red, the buttons light up, allowing the player to smash them as quickly as possible until the light turns green and the game ends.

WHAT IS SMASHY?

SMASHY is an interactive game you can play at the pedestrian's crossings during a red light. As soon as the traffic light turns green, the game ends automatically. There are 10 buzzers on SMASHY that you have to hit as quickly as possible to win or even beat a **HIGH SCORE**. *For game rules, see page 6!*

SMASHY



WHERE?

Attached to traffic lights with enough space to play

FOR WHOM?

For all pedestrians waiting at the red light and for curious bypassers

HOW?

Simply smash the buttons and be quick enough to level up

FOR WHAT?

SAFETY AND FUN!

HOW TO PLAY WITH SMASHY?

1



INSTALL OUR APP

Scan the QR code you can see on SMASHY and download the 'SMASHY' app.


2



CONNECT THE PHONE

Connect your phone to SMASHY app via NFC. To do this, hold your mobile phone close to the NFC reader until the app pops open.

3



WAIT FOR THE COUNTDOWN

GREEN-RED. As soon as the light turns red, the game can start.

4



START PLAYING

Good luck with the game, be quick so that you can beat the high score.




APP DESCRIPTION



To begin, enter your name which will appear in the high score ranking



Hold your cellphone close to the NFC reader on to the module



Once the app pops open, you can view your score and highest score, as well as the highest score achieved on this module.

GAME RULES

6

GOAL

The challenge is to hit the button that lit up as quickly as possible. If the button is smashed on time you score a point.

LEVEL

When playing with the app, the difficulty of the game may vary. If you achieve a certain score, you level up! Next time you play, the game speeds up making it more challenging.

The higher the level, the faster the game.

START

The game starts when you press the first button. Once you hit it, the next button lights up right away, indicating it's your turn to press it. This sequence continues, with each new button lighting up as soon as the previous one is activated.

WITHOUT APP

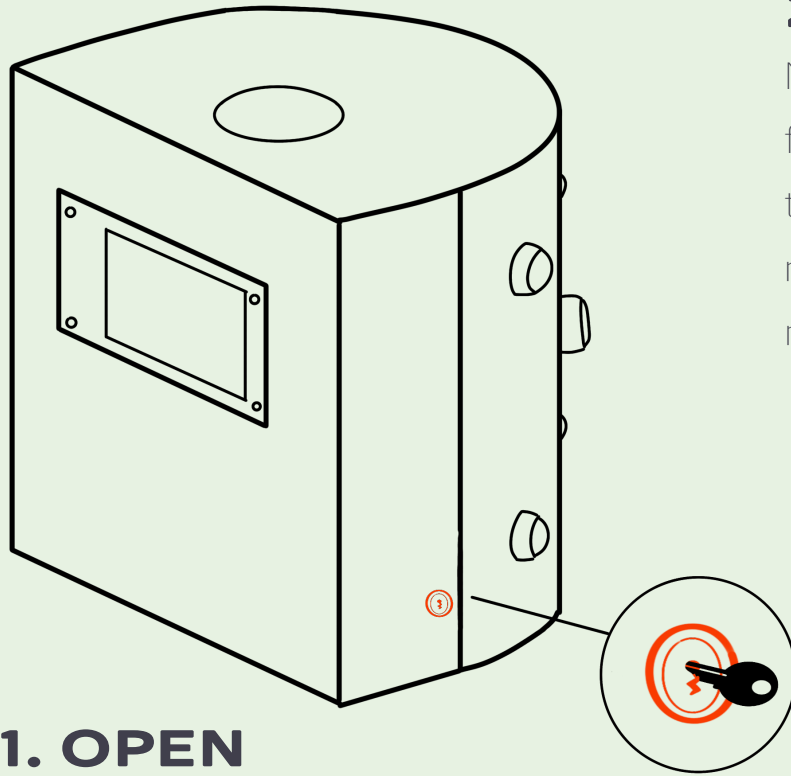
When playing without the app, the speed is always the same and there is no time limit, when the traffic light turns green the game stops automatically.

Have fun and be safe!

SMASHY

ASSEMBLY INSTRUCTIONS

1

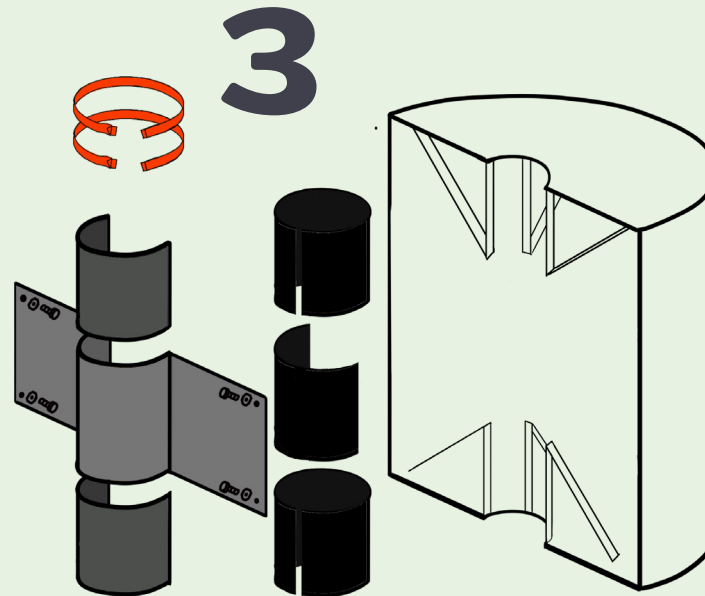
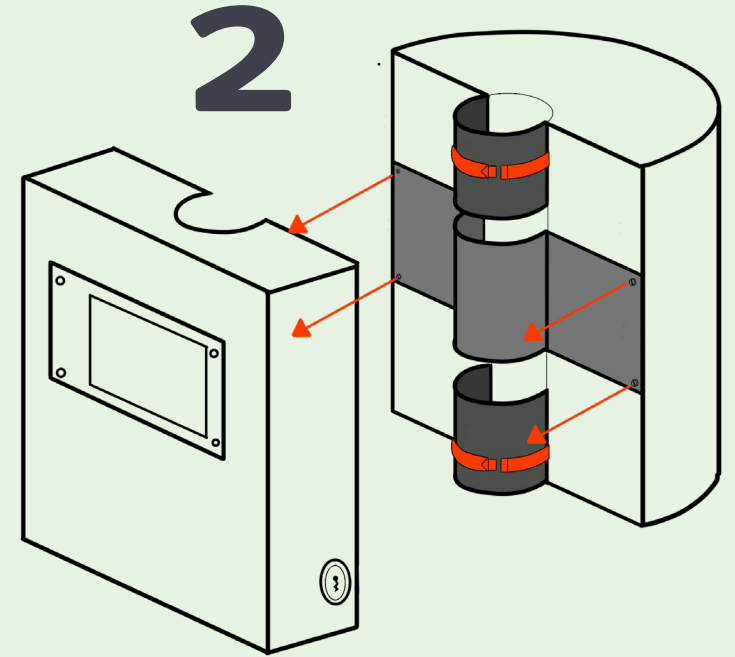


1. OPEN

Open the module using the enclosed key. To do this, insert the key into the keyhole and turn it counterclockwise. Open it carefully.

2. SCREWS

Now remove the 4 screws from the module and open the two straps marked in red to be able to remove the module from the pole.



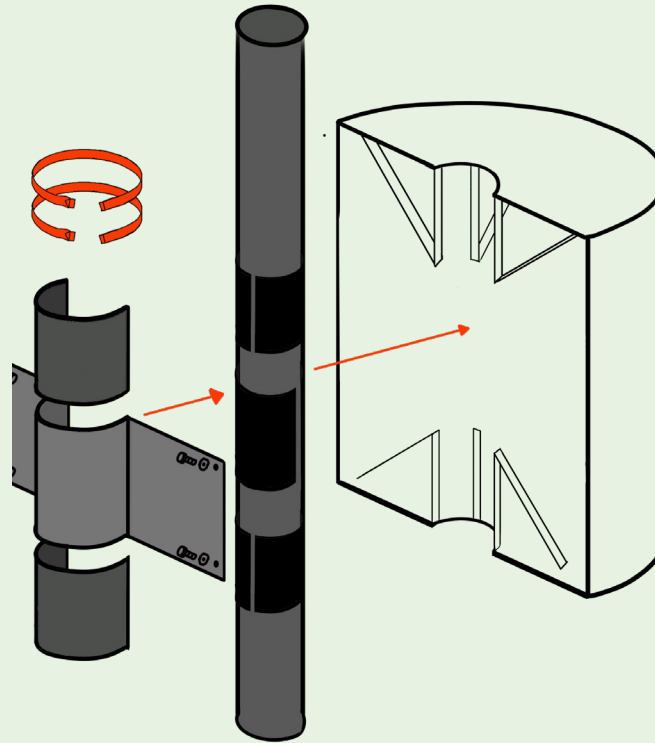
3. RUBBER STRIPS

Then remove the 3 rubber strips from the traffic light pole. You are now ready to attach the module to a new pole.

4

4. POLE

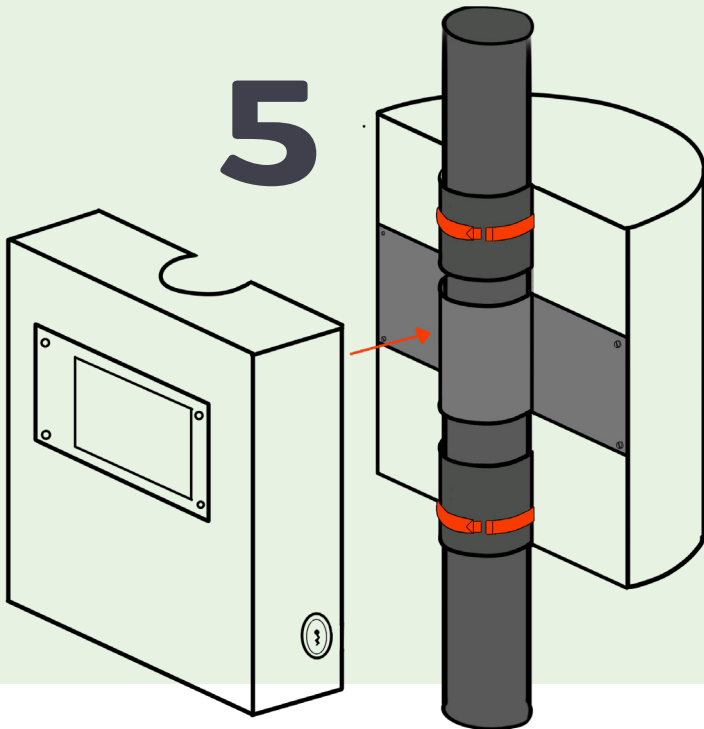
Place the rubber strips on the desired bar at the correct height. Secure the straps between the module and the bar.



5

5. CLOSE


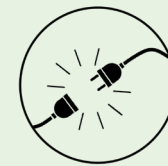
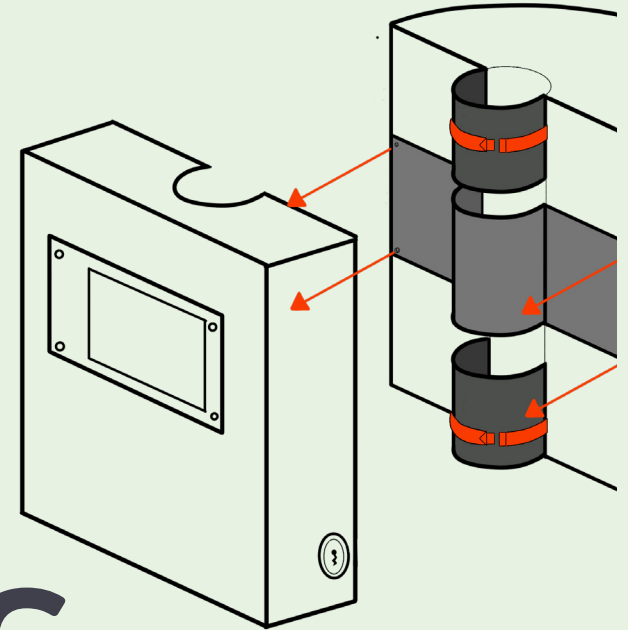
Close the module with the key and make sure that it is securely closed.



6

6. OPEN

Don't forget to wire SMASHY correctly and supply it with power. All set! Ready to play



CONTACT

contact@stempe-safety.com

+351 34526711

www.smashy.com